

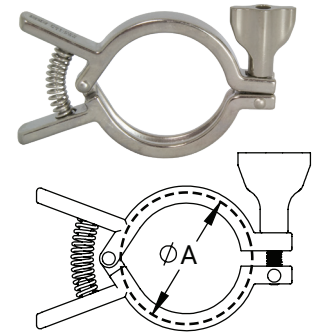
### Clamps

Service pressure ratings are based on the following parameters: matching elastomer gaskets and weld ferrules properly aligned and assembled with the clamps tightened to the required torques. Tests are done hydrostatically with no water hammer or shock loads. Please note the pressure ratings of the described unions may be above the recommended pipe line operating pressures.

#### Single Pin Squeeze Clamps - 13MHHM-Q

Tube O.D.	Service Pressure Rating PSI @ 70°F (21°C) <sup>1</sup>	Service Pressure Rating PSI @ 250°F (121°C) <sup>1</sup>	A (in)	304 Stainless Steel Part #
1/2" - 3/4"	1500	1200	1.06	13MHHM-Q75
1" - 1-1/2"	500	300	2.12	13MHHM-Q100150
2"	450	250	2.65	13MHHM-Q200
2-1/2"	400	200	3.18	13MHHM-Q250
3"	350	175	3.72	13MHHM-Q300
4"	300	150	4.82	13MHHM-Q400

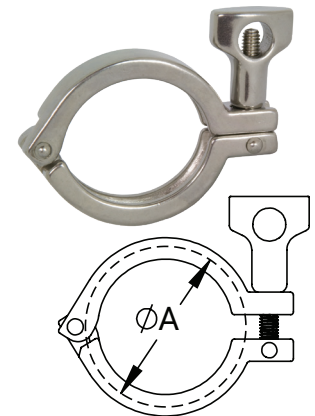
<sup>1</sup>Wing nut tightened to 25 in-lb of torque



#### Single Pin Heavy Duty Clamps with Cross Hole Wing Nut - 13MHHM

Tube O.D.	Service Pressure Rating PSI @ 70°F (21°C) <sup>1</sup>	Service Pressure Rating PSI @ 250°F (121°C) <sup>1</sup>	A (in)	304 Stainless Steel Part #
1/2" - 3/4"	1500	1200	1.06	13MHHM50-75
1" - 1-1/2"	500	300	2.12	13MHHM100-150
2"	450	250	2.65	13MHHM200
2-1/2"	400	200	3.19	13MHHM250
3"	350	175	3.72	13MHHM300
4"	300	150	4.82	13MHHM400
5"	225	100	5.82	13MHHM500
6"	150	75	6.69	13MHHM600
8"	100	50	8.69	13MHHM800

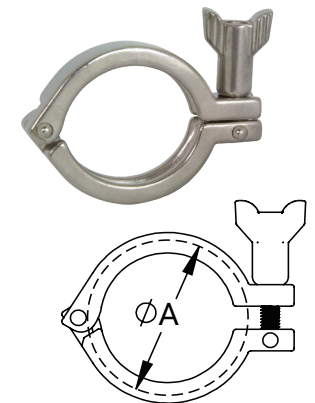
<sup>1</sup>Wing nut tightened to 25 in-lbs of torque



#### Single Pin Heavy Duty Clamps with Serrated Wing Nut - 13MHHM\*\*\*SN

Tube O.D.	Service Pressure Rating PSI @ 70°F (21°C) <sup>1</sup>	Service Pressure Rating PSI @ 250°F (121°C) <sup>1</sup>	A (in)	304 Stainless Steel Part #
1/2" - 3/4"	1500	1200	1.06	13MHHM50-75SN
1" - 1-1/2"	500	300	2.12	13MHHM100-150SN
2"	450	250	2.65	13MHHM200SN
2-1/2"	400	200	3.19	13MHHM250SN
3"	350	175	3.72	13MHHM300SN
4"	300	150	4.82	13MHHM400SN
5"	225	100	5.82	13MHHM500SN
6"	150	75	6.70	13MHHM600SN
8"	100	50	8.70	13MHHM800SN

<sup>1</sup>Wing nut tightened to 25 in-lb of torque



#### Single Pin Heavy Duty Clamps with Hex Nut - 13MHHM\*\*\*WNH

Tube O.D.	Service Pressure Rating PSI @ 70°F (21°C) <sup>1</sup>	Service Pressure Rating PSI @ 250°F (121°C) <sup>1</sup>	A (in)	304 Stainless Steel Part #
1/2" - 3/4"	1500	1200	1.06	13MHHM50-75WNH
1" - 1-1/2"	500	300	2.12	13MHHM100150WNH
2"	450	250	2.65	13MHHM200WNH
2-1/2"	400	200	3.19	13MHHM250WNH
3"	350	175	3.72	13MHHM300WNH
4"	300	150	4.82	13MHHM400WNH
5"	225	100	5.82	13MHHM500WNH
6"	150	75	6.70	13MHHM600WNH
8"	100	50	8.70	13MHHM800WNH

<sup>1</sup>Hex nut tightened to 25 in-lb of torque

